

REBEL SERIES

Engineered to withstand the most rigorous and punishing duty cycles; the PowerRV Rebel Series is a top of the line performer. This pump is built using the highest quality components; delivering an all new level of performance.

POWERRV™



PRESSURE SETTING: 60 PSI

OPEN FLOW RANGE: 3.2 - 5.3 GPM

STANDARD FEATURES

- PROFESSIONAL GRADE QUALITY
- 100% FACTORY TESTED PERFORMANCE
- VIRTUALLY SILENT OPERATION
- NOISE DAMPENING RUBBER BASE
- LOW AMPERAGE DRAW
- VOLTAGE OPTIONS
- THERMAL PROTECTION
- RETAIL OR BULK PACKAGING
- DUAL PRESSURE CONTROL DAMPENS SWITCH CYCLES

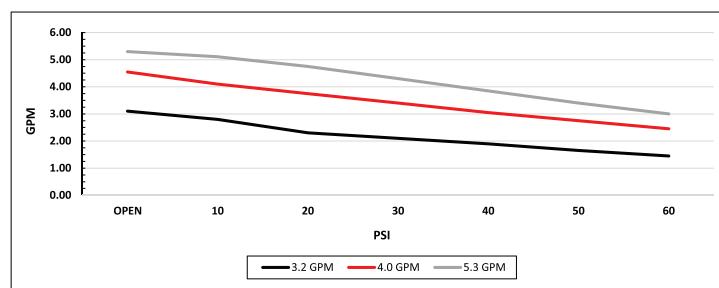
TYPICAL APPLICATIONS

- FRESH WATER APPLICATIONS ONLY
- RV AND COACH WATER SYSTEMS
- GENERAL INDUSTRIAL USE
- ALTERNATIVE ENERGY
- OFF-GRID WATER SUPPLY

TECHNICAL INFORMATION

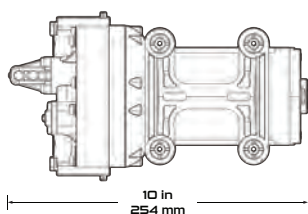
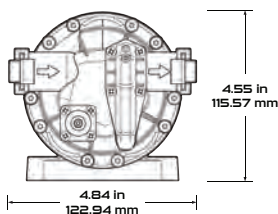
- 18 AWG - 7" STRIPPED LEADS
- 10FT (3M) PRIMING CAPABILITY
- 3/4" QUICK ATTACH PORTS
- 140°F (60°C) MAX LIQUID TEMPERATURE
- 180°F (82°C) MAX MOTOR TEMPERATURE

PUMP PERFORMANCE



PUMP DIMENSIONS

(DIMENSIONS MAY VARY BY MODEL)



RECOMMENDED PARTS & ACCESSORIES



QTS-556



R-309TB53-R

PUMP CONFIGURATIONS

(ADDITIONAL CONFIGURATIONS AVAILABLE)

STANDARD

Item Number	Flow	Controls	Pressure	Valves	Diaphragm	Ports	Voltage
53REBEL-JRV	3.2 GPM (12.11 LPM)	DUAL	60 PSI (4.1 BAR)	EPDM	SANTOPRENE	3/4" QUICK ATTACH	12 VDC
54REBEL-JRV	4.0 GPM (15.14 LPM)	DUAL	60 PSI (4.1 BAR)	EPDM	SANTOPRENE	3/4" QUICK ATTACH	12 VDC
55REBEL-JRV	5.3 GPM (20.06 LPM)	DUAL	60 PSI (4.1 BAR)	EPDM	SANTOPRENE	3/4" QUICK ATTACH	12 VDC

115 VAC

Item Number	Flow	Controls	Pressure	Valves	Diaphragm	Ports	Voltage
55REBEL-65C	5.3 GPM (20.06 LPM)	DUAL	60 PSI (4.1 BAR)	EPDM	SANTOPRENE	3/4" QUICK ATTACH	115 VAC